

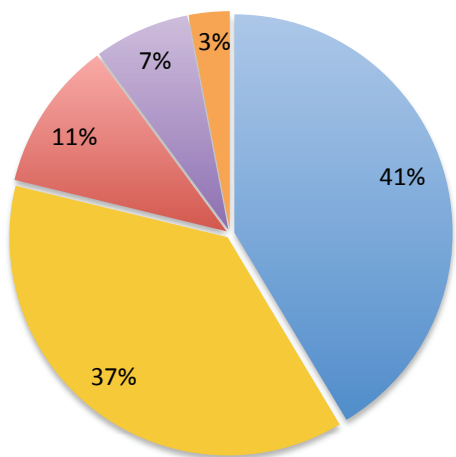
About the Survey

The Class of 2009 Post-Graduate Survey of undergraduates in the Krieger School of Arts & Sciences and the Whiting School of Engineering, conducted by the Johns Hopkins University Career Center, was completed in January 2010. Graduates were contacted via email, beginning in May 2009, to complete an online survey. Throughout the summer, the Career Center repeatedly invited recent graduates to take the online survey. An additional attempt to collect data was made in collaboration with the Office of Annual Giving. The Phonathon contacted 2009 graduates via phone to collect information from those who had not yet taken the survey online. Altogether, 601 members of the undergraduate Class of 2009 (55% of the class) provided information.

If you would like more information please contact the Career Center at 410-516-8056 or career@jhu.edu.

Where is the Class of 2009 now?

Members of the Class of 2009 were asked to select their primary activity six months after graduation.



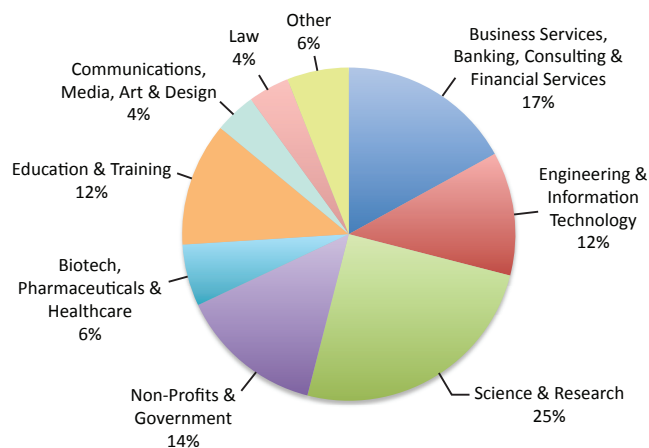
41%	Employed Full-Time
37%	Enrolled at a Graduate or Professional School
11%	Participating in a Volunteer or Service Activity, Traveling, Employed Part-Time, or 'Other'
7%	Actively Job Searching
3%	Applying to Graduate or Professional School

* Percentages add up to 99% due to rounding.

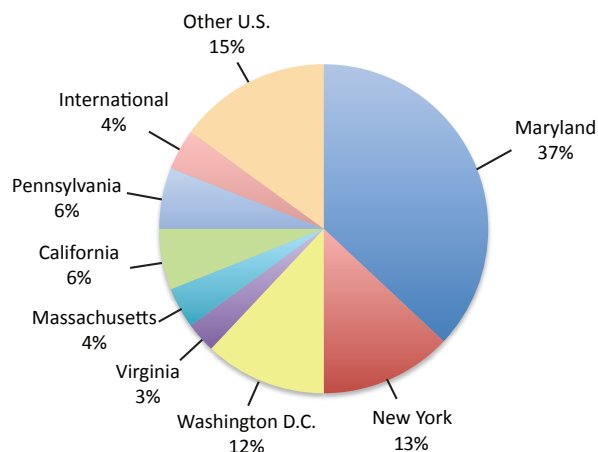
Class of 2009 Employment

Two hundred forty-nine (249) of all survey respondents reported that their primary activity would be full-time employment. Of those students, below are the percentages that represent the industries in which they are currently employed. Johns Hopkins continues to be a university where its graduates enter a diverse set of opportunities.

Industry Information



Where are they working?



Salary Information

Starting salary information was provided by 130 of the 249 survey respondents who reported that full-time employment would be their primary activity after graduation.

	Number of Respondents	Average Salary
Krieger School of Arts & Sciences	94	\$38,956
Whiting School of Engineering	46	\$50,639
Combined	130	\$42,191

Selected Organizations Employing the Class of 2009

Accenture	Edelman	RF Binder
American Enterprise Institute	F.B.I.	Susquehanna International Group, LLC
AmeriCorps VISTA: NYC Civic Corps	Genentech	Synthes
Baltimore Museum of Art	Howard Hughes Medical Institute	T Rowe Price
Boston Red Sox	JPMorgan Chase	Teach For America
Chemonics International	Lockheed Martin Corporation	The Urban Institute
Colgate-Palmolive Company	MillionTreesNYC	The Washington Institute for Near East Policy
Covington & Burling LLP	Morgan Stanley	U.S. Department of Justice
DC Energy	National Institutes of Health	U.S. Department of State
Deloitte	Northrop Grumman Corporation	U.S. Patent and Trademark Office

Career Related Experiences

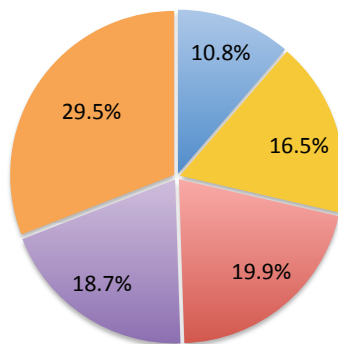


Information on undergraduate students who participated in career related experiences (e.g. internships, research, shadowing) was gathered only from respondents to the web-based phase of the survey.

Overall Career Related Experiences

Ninety-five percent (95%) of respondents reported having one or more career related experiences.

Of students reporting career related experiences, the average number reported per student is 3.9.



- 10.8% had 1 career related experience
- 16.5% had 2 career related experiences
- 19.9% had 3 career related experiences
- 18.7% had 4 career related experiences
- 29.5% had 5 or more career related experiences

Internships

Seventy-four percent (74%) of respondents reported having one or more internship experiences.

Of students reporting internship experiences, the average number reported per student is 2.2.

Research

Seventy-two percent (72%) of respondents reported having one or more research experiences.

Of students reporting research experiences, the average number reported per student is 2.0.

Shadowing

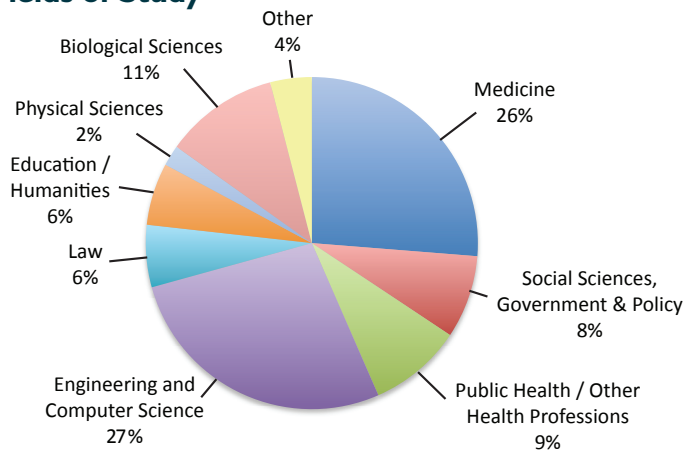
Thirty-six percent (36%) of respondents reported having one or more shadowing experiences.

Of students reporting shadowing experiences, the average number reported per student is 1.8.

Graduate Study

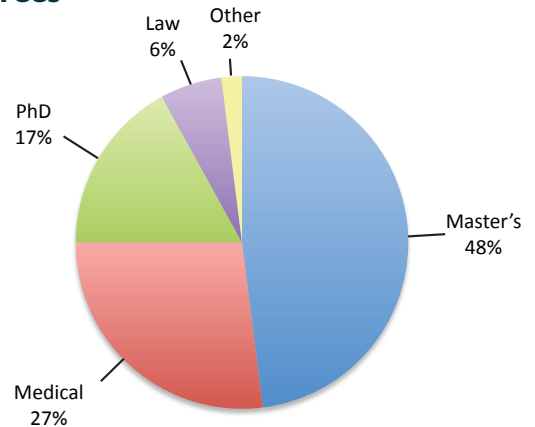
Thirty-seven percent (37%) of survey respondents reported a primary activity of graduate or professional school, and another three percent (3%) of respondents reported they were actively applying.

Fields of Study



* Percentages add up to 99% due to rounding.

Degrees



Most Frequently Reported Graduate and Professional Schools

Johns Hopkins University
 Stanford University
 Columbia University
 University of Pennsylvania
 Harvard University
 University of Maryland
 London School of Economics
 University of California, San Diego
 University of Michigan
 Baylor College of Medicine
 Georgetown University
 Mount Sinai School of Medicine
 New York University
 Robert Wood Johnson Medical School
 Boston University
 Brown University

Case Western Reserve University
 Jefferson Medical College
 Massachusetts Institute of Technology
 Michigan State University
 Northeastern University
 Pennsylvania State University
 Rush Medical College
 University of California, Los Angeles
 University of Baltimore
 University of Cincinnati
 University of Delaware
 University of Illinois
 University of Miami
 University of Oxford
 University of Pittsburgh
 Yale University